

ZU4 Classic Torque Wrench Pump

Date: February 16, 2009

SUMMARY:


Enerpac's ZU4 Classic Torque Wrench pumps are designed for demanding bolting applications. Several markets such as Wind Energy, Power Gen, and Oil and Gas require significantly high duty cycles. These updates will make the tough, durable ZU4 Classic even better. The updates extend the lifecycle expectations by a factor of five.



These updates are **effective on February 16, 2009**.

DESCRIPTION OF UPDATE:New valve design

- Simplified valve design with fewer moving parts reduces the rate of wear-and-tear and increases durability.
- Leveraged proven single solenoid valve technology better withstands contaminants and runs 15°F [8°C] cooler.
- Designed and tested to outperform competitive product offering in the marketplace.

Easy-adjust pressure setting

- The pressure adjustment handle is readily accessible. A half turn changes the pressure by 1,000 psi [70 bar].
- The pressure lock ring can be easily reached.

Pressure adjust handle

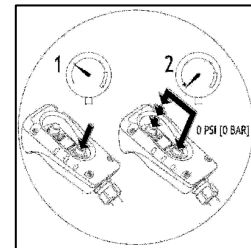
Pressure lock ring

Gauge updates

- Metal shroud protects analog gauge from accidental damage.
- Torque overlays available for all Enerpac wrenches.

Residual dump capability

- The residual pressure dump operation is necessary to ensure a safe disconnect of the tools.
- To dump residual pressure, the user must press and hold the OFF button and press the ADV button. The following pictogram will be on the pendant and there will be a removable static-cling sticker on the analog gauge on all new pumps.



NEW VALVE AVAILABILITY:

The new torque wrench valve is available for **ZU4 classic torque wrench** pumps:

Model Number / Description

- VE42Q-115 Valve Torque Wrench 115V 10,000 psi [700 bar]
- VE42Q-230 Valve Torque Wrench 230V 10,000 psi [700 bar]
- VE42QM-115 Multiport Valve Torque Wrench 115V 10,000 psi [700 bar]
- VE42QM-230 Multiport Valve Torque Wrench 230V 10,000 psi [700 bar]

- VE42E-115 Valve Torque Wrench 115V 11,600 psi [800 bar]
- VE42E-230 Valve Torque Wrench 230V 11,600 psi [800 bar]
- VE42EM-115 Multiport Valve Torque Wrench 115V 11,600 psi [800 bar]
- VE42EM-230 Multiport Valve Torque Wrench 230V 11,600 psi [800 bar]

A new 115V or 230V electrical kit is also required for the retrofit:

Model Number / Description

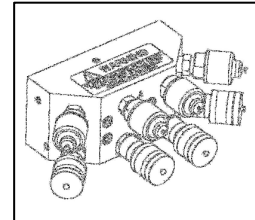
- ZTERK-115 ZTW 115V electrical service kit
- ZTERK-230 ZTW 230V electrical service kit

NEW FOUR WRENCH MULTIPORT:

For multiple torque wrench applications, the new torque wrench valve will require a new multiport:

Model Number / Description

- ZTM-Q Multiport for 10,000 psi [700 bar] tools
- ZTM-E Multiport for 11,600 psi [800 bar] tools

**CONTINUOUS IMPROVEMENT:**

Enerpac is committed to continuous improvement to exceed customer expectations. For any questions or concerns related to these updates, do not hesitate to contact Enerpac or your local Enerpac Territory Manager.